

Young People's views on
youth work delivery and
support on Hayling
Island.
July 2020



HER

apahics
PHIC SERVICES

robertoriccidesigns



Overview

Y Services was commissioned by The Wave Project to find out what young people's views were on youth work delivery and support for young people on Hayling Island. This report details the results of a survey completed by 317 young people. The survey findings provide a narrative and context for the planning and development of possible youth work and support.

Survey Methodology


The survey was distributed to students in the Hayling College and was available online. The following organisations on Hayling Island were contacted with a link to the online survey or a supply of hard copies of the paper survey:

Hayling Scouts
Hayling United Reform Church - Youth Church
Army Cadets
Guides
Hayling United FC
Scouts
Mengham Rytte Sailing Club
The Golf Club
The Army Cadets,
The Catholic Church (St Patrick's)
The two Anglican churches - St Peter's and St Mary's
The Heart of Hayling Boxing
Hayling Island Community Centre
HISC / Hayling Island Sailing club
St Andrew's Football club
HI Rock (climbing wall)

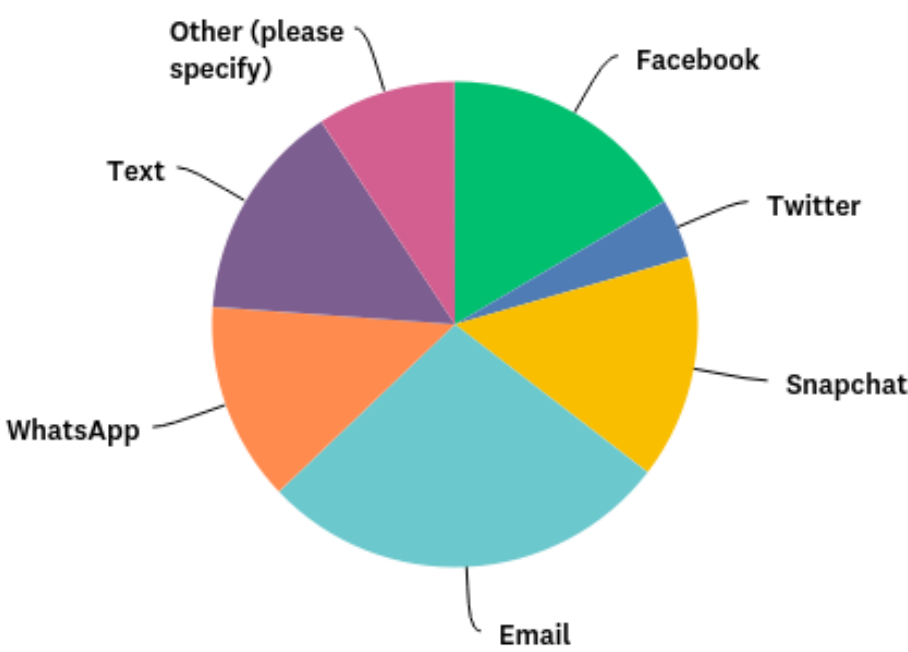
Some surveys were also undertaken with young people on the streets.

WHAT DO YOU DO IN YOUR
SPARE TIME?

“NOTHING”



Q1: How do you want us to communicate with you about the Youth Services on Hayling Island?



We wanted to know which media young people wanted us to use to keep in touch with them about youth work on Hayling.

The survey results showed us that the 3 preferred platforms were:

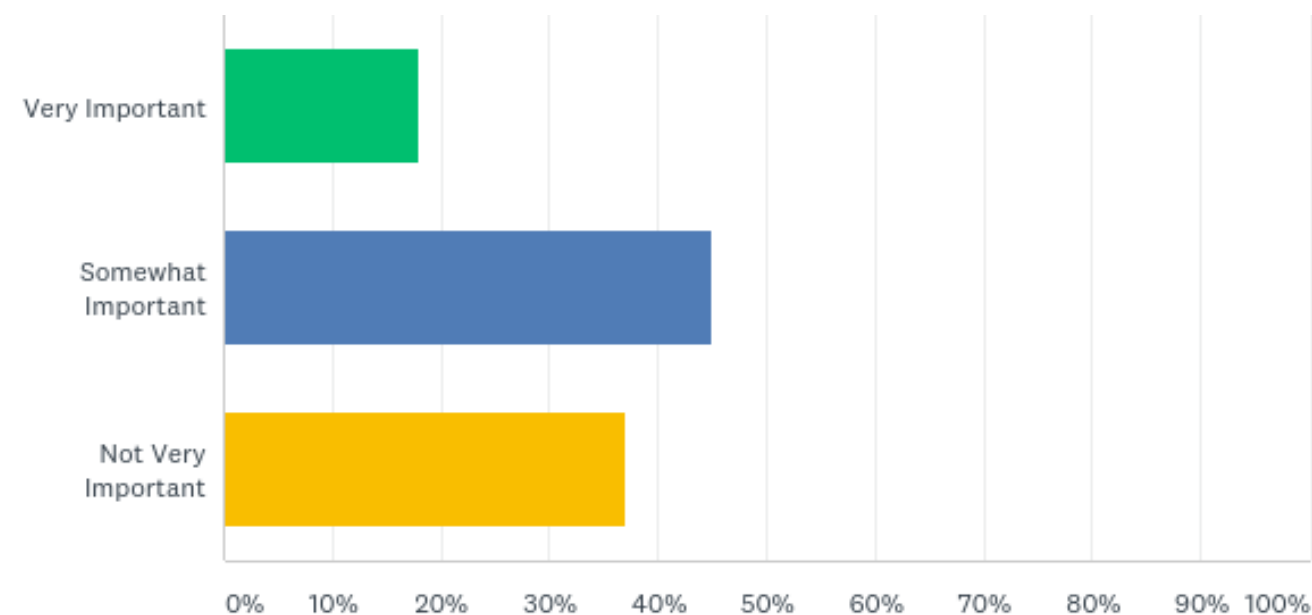
Email 83

Facebook 50

Text 44

ANSWER CHOICES	RESPONSES	
Facebook	16.56%	50
Twitter	3.97%	12
Snapchat	14.90%	45
Email	27.48%	83
WhatsApp	13.25%	40
Text	14.57%	44
Other (please specify)	9.27%	28
TOTAL		302

Q2: How important is obtaining accreditation/certificate for the activities that you do?



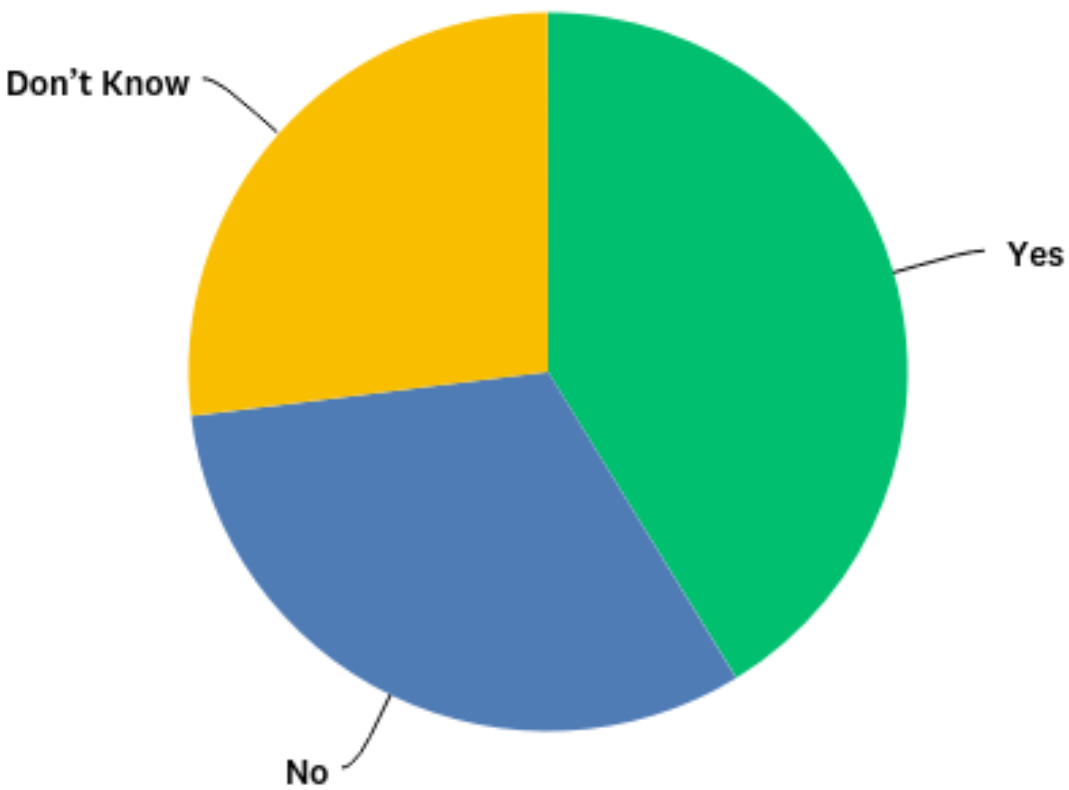
ANSWER CHOICES	RESPONSES	
Very Important	18.00%	54
Somewhat Important	45.00%	135
Not Very Important	37.00%	111
TOTAL		300

We wanted to know how important accreditation was to young people.

The survey results showed us that a minority of young people 18% felt that accreditation was very important but 45% felt it was somewhat important.

Many youth work activities can be accredited towards an award scheme eg. Duke of Edinburgh’s Award.

Q4: Do you think there are enough safe spaces on Haying Island?

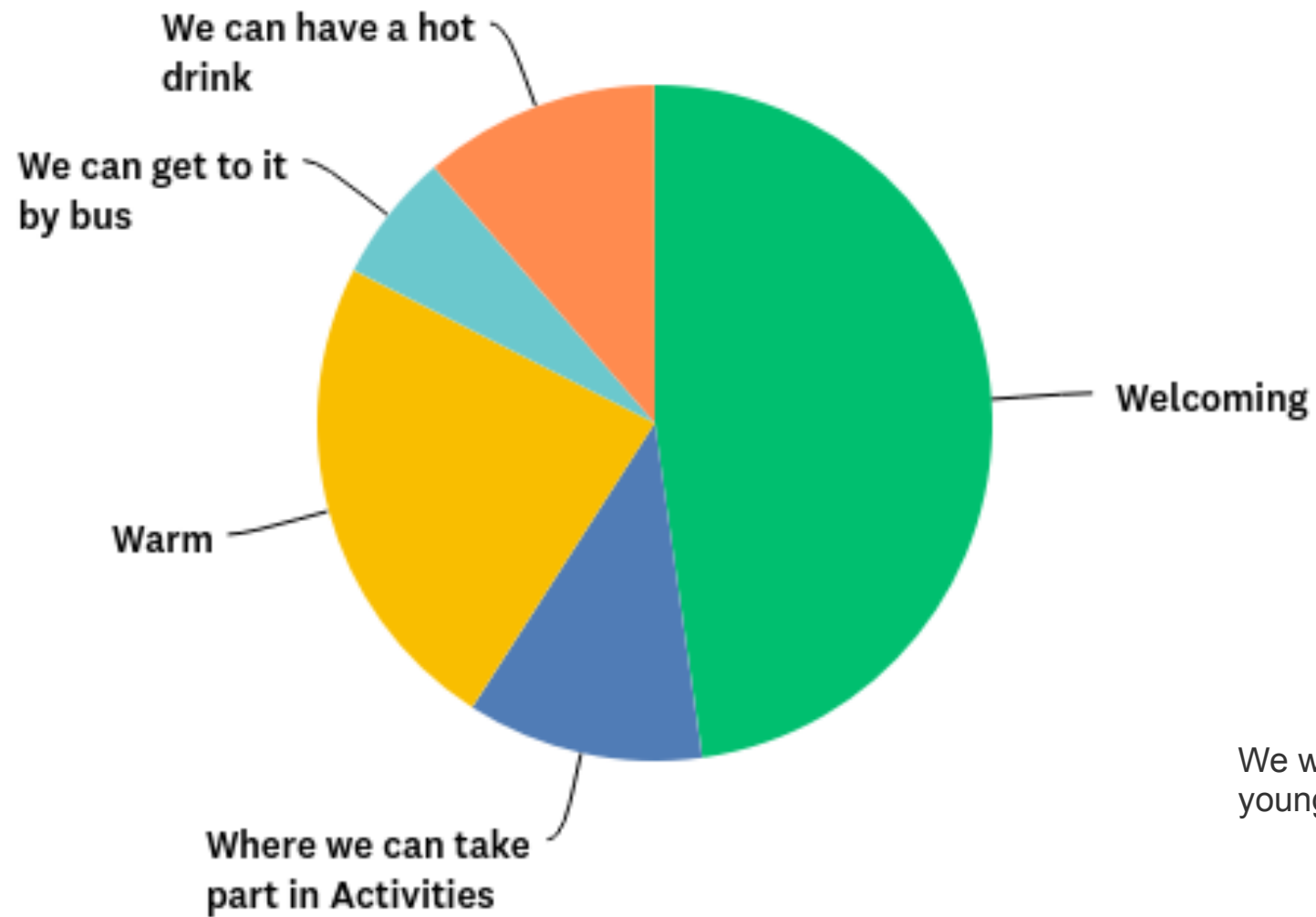


We wanted to know whether young people felt there were enough safe spaces on Hayling Island

The survey results showed us that the majority of young people 41% thought that there were enough safe spaces. Nearly 27% of those surveyed didn't know. This maybe because they were unaware of local facilities.

ANSWER CHOICES	RESPONSES	
Yes	41.23%	127
No	31.82%	98
Don't Know	26.95%	83
TOTAL		308

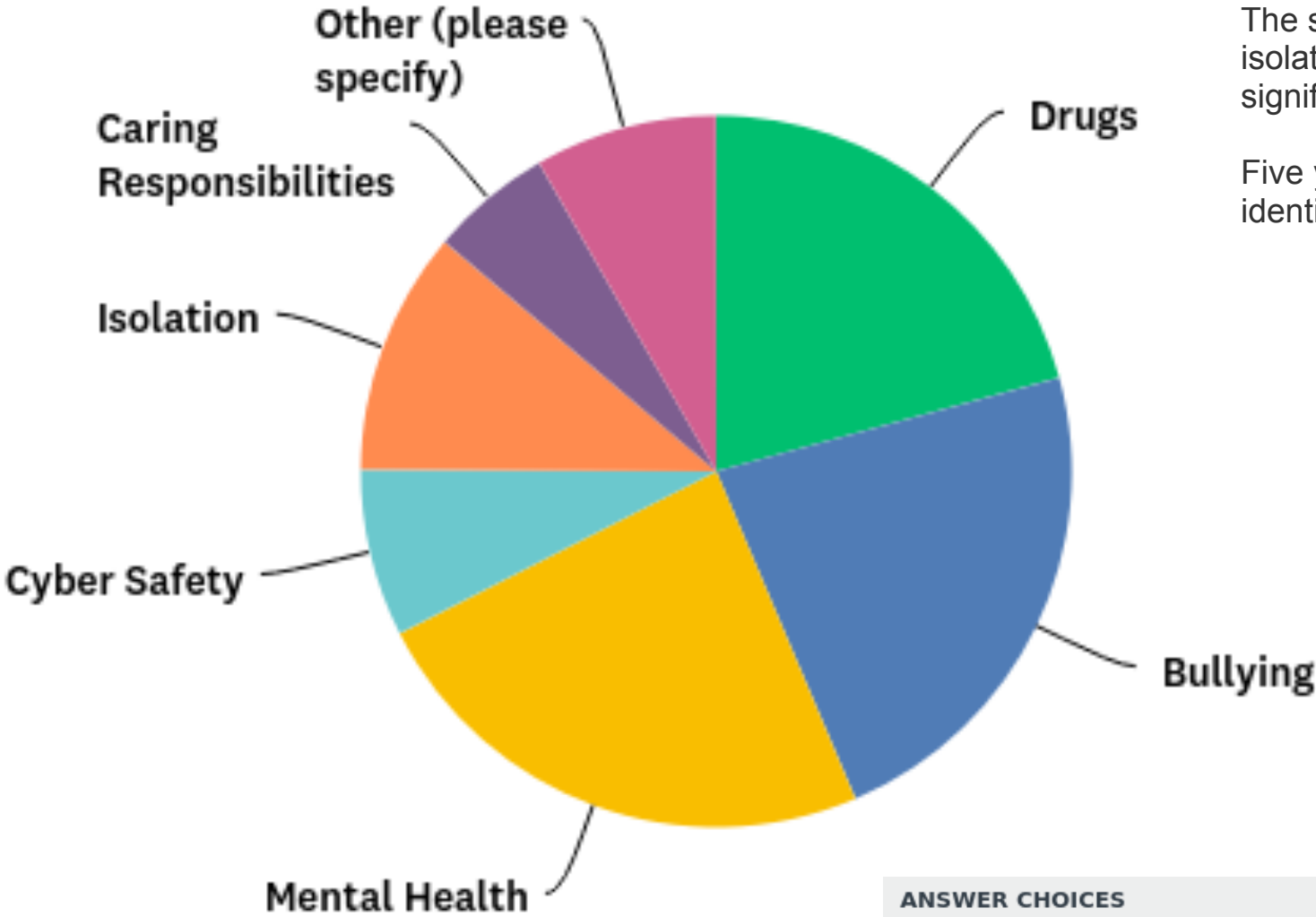
Q5: What does a safe space look like to you?



We wanted to know what elements of a safe space young people felt were important.

ANSWER CHOICES	RESPONSES	
Welcoming	47.77%	139
Where we can take part in Activities	11.34%	33
Warm	23.37%	68
We can get to it by bus	6.19%	18
We can have a hot drink	11.34%	33
TOTAL		291

Q6: Issues affecting the young people on Hayling Island



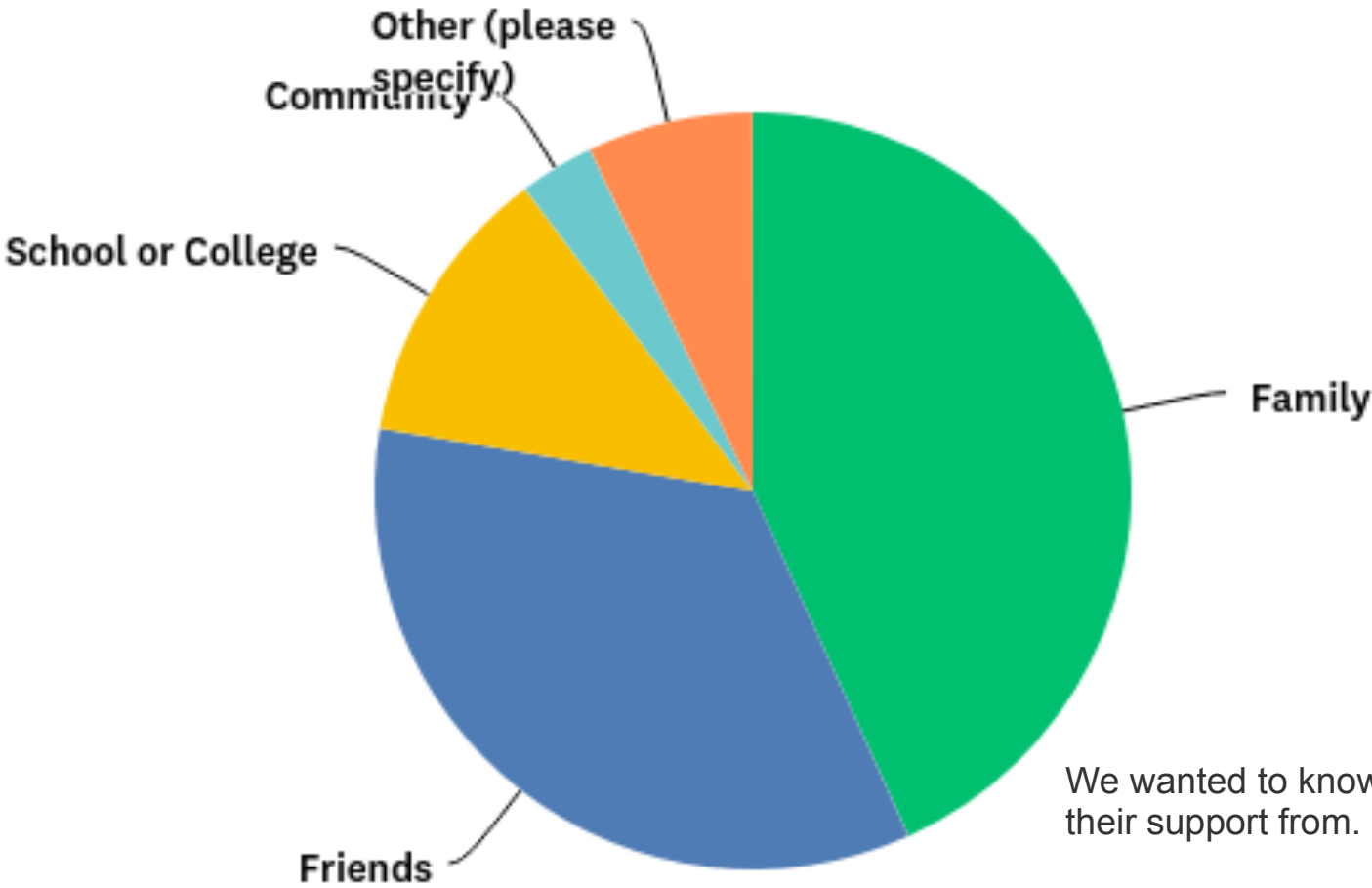
We wanted to know which issues young people felt impacted on them.

The survey results show three main issues but isolation, cyber safety and caring responsibilities were significant issues for respondents,

Five young people who submitted free text responses identified homophobia as an issue.

ANSWER CHOICES	RESPONSES	
Drugs	20.76%	60
Bullying	22.84%	66
Mental Health	23.88%	69
Cyber Safety	7.61%	22
Isolation	11.07%	32
Caring Responsibilities	5.54%	16
Other (please specify)	8.30%	24
TOTAL		289

Q7: Where do you currently get support from?



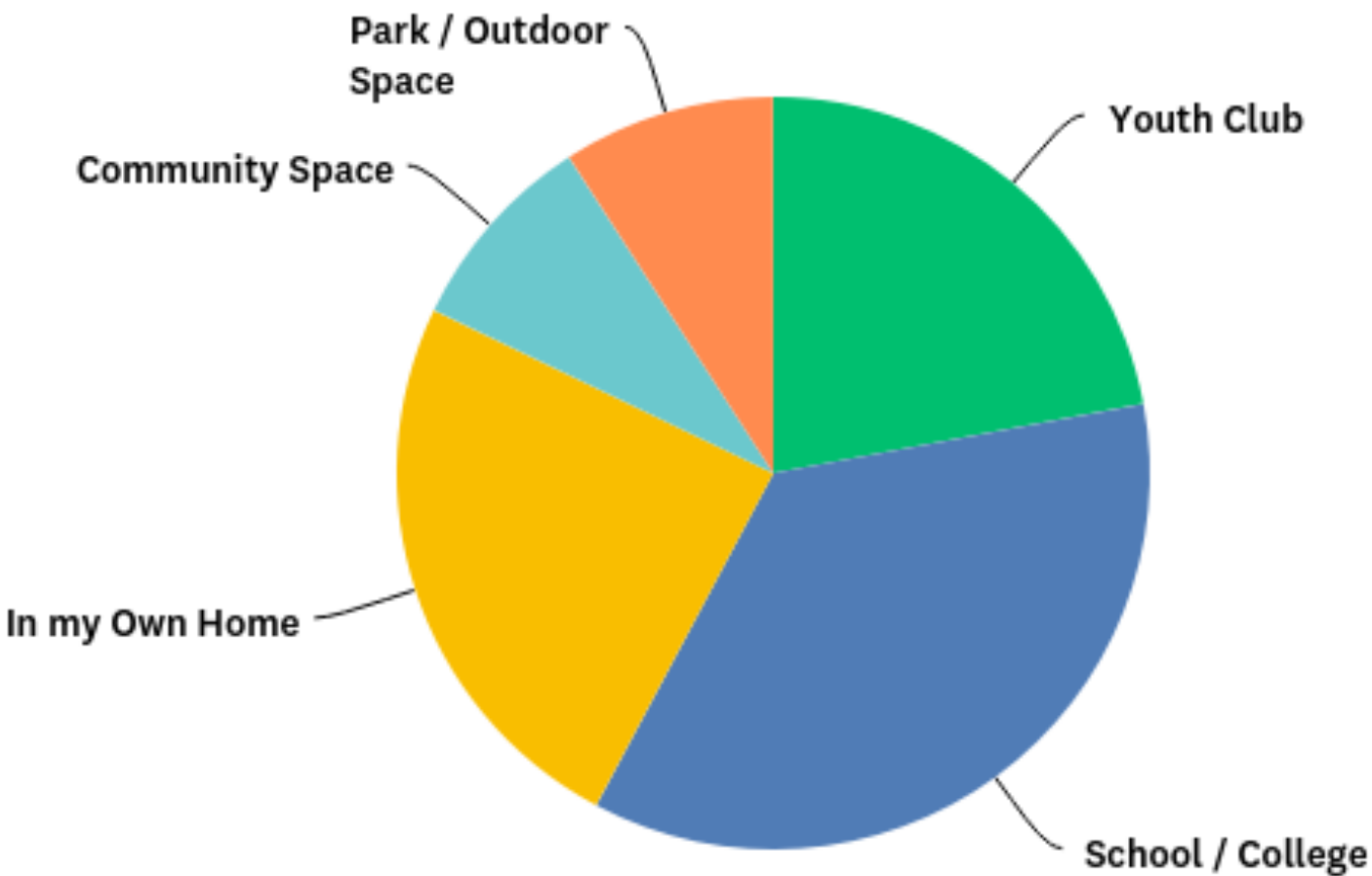
We wanted to know where young people currently got their support from.

The survey results show 77% of young people identified friends and family as key supporters.

12% identified school as a source of support.

ANSWER CHOICES	RESPONSES	
Family	43.26%	122
Friends	34.40%	97
School or College	12.06%	34
Community	3.19%	9
Other (please specify)	7.09%	20
TOTAL		282

Q8: Where would you prefer to speak to an outreach/youth worker?

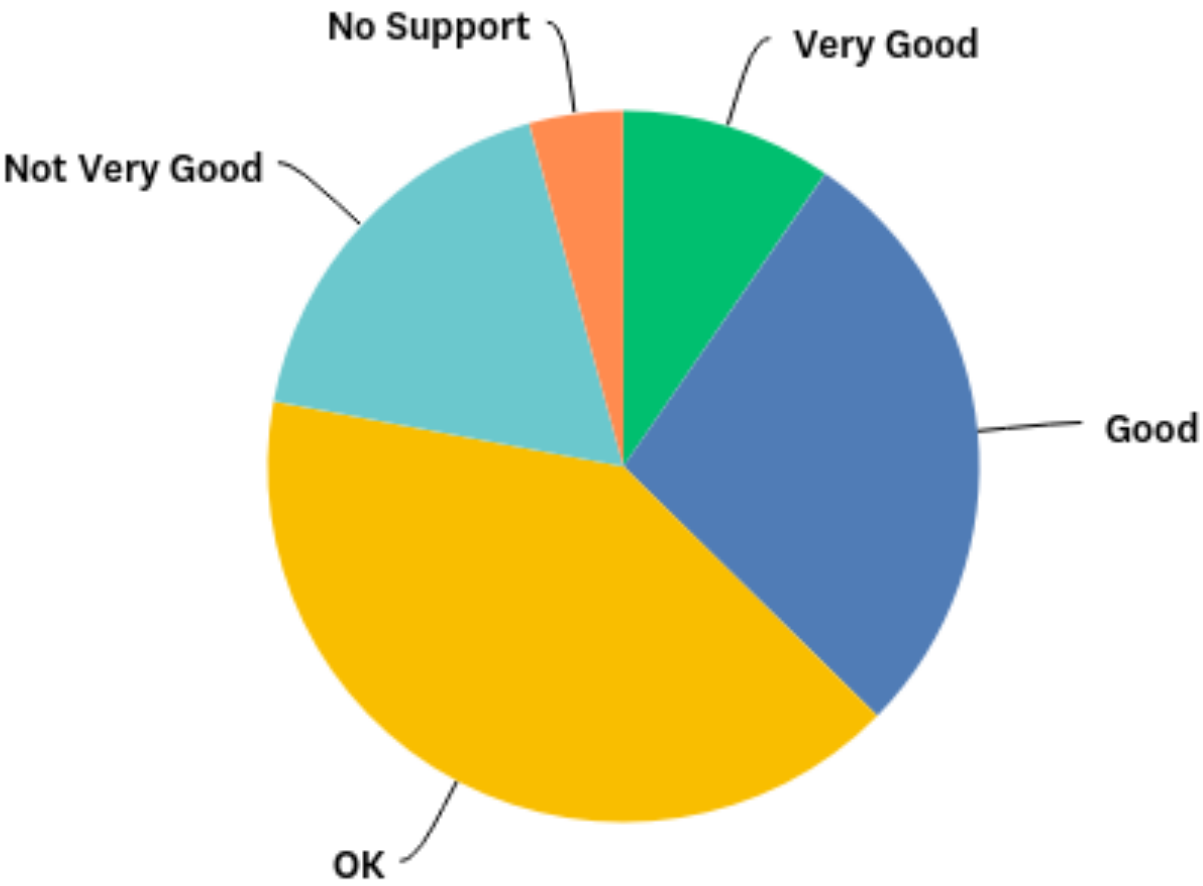


We wanted to know young people’s preference about where they would want to speak to an outreach / youth worker.

The survey indicates 24% wanted to meet an outreach / youth worker in their home. This maybe due to young people identifying the worker as a “support worker”. It would be valuable to explore this issue further.

ANSWER CHOICES	RESPONSES	
Youth Club	22.05%	58
School / College	35.74%	94
In my Own Home	24.33%	64
Community Space	8.75%	23
Park / Outdoor Space	9.13%	24
TOTAL		263

Q9: What do you think of the support young people can access on Hayling Island?



We wanted to know young people’s views about the support they could access on Hayling Island

The survey results showed us that the majority of young people thought that support was ok, good or very good.

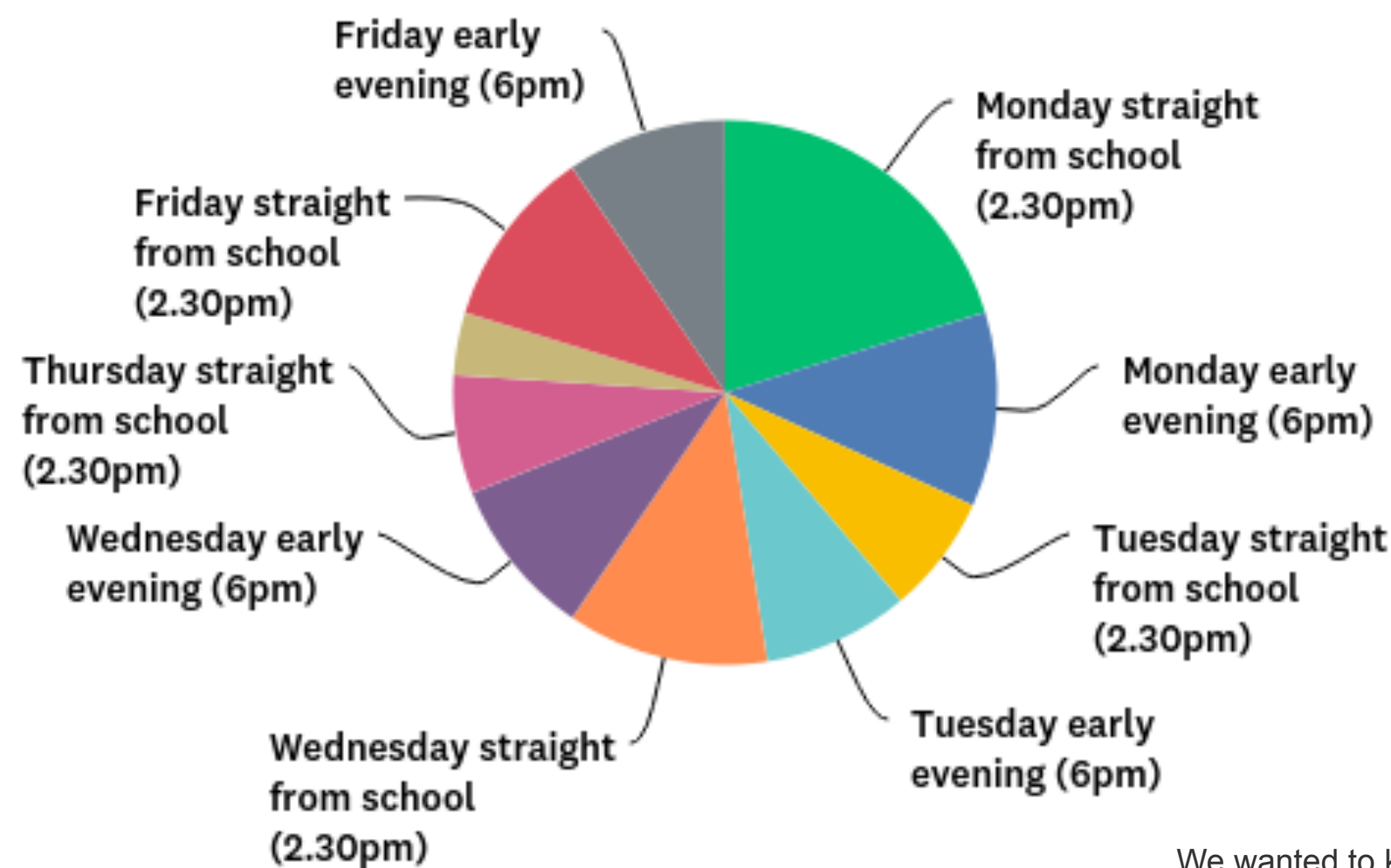
The majority of young people surveyed identified friends and family as their supporters.



WHAT DO YOU DO IN YOUR SPARE TIME?

ANSWER CHOICES	RESPONSES	
Very Good	9.61%	27
Good	27.76%	78
OK	40.57%	114
Not Very Good	17.79%	50
No Support	4.27%	12
TOTAL		281

Q10: When would you like to see youth clubs open in your area?

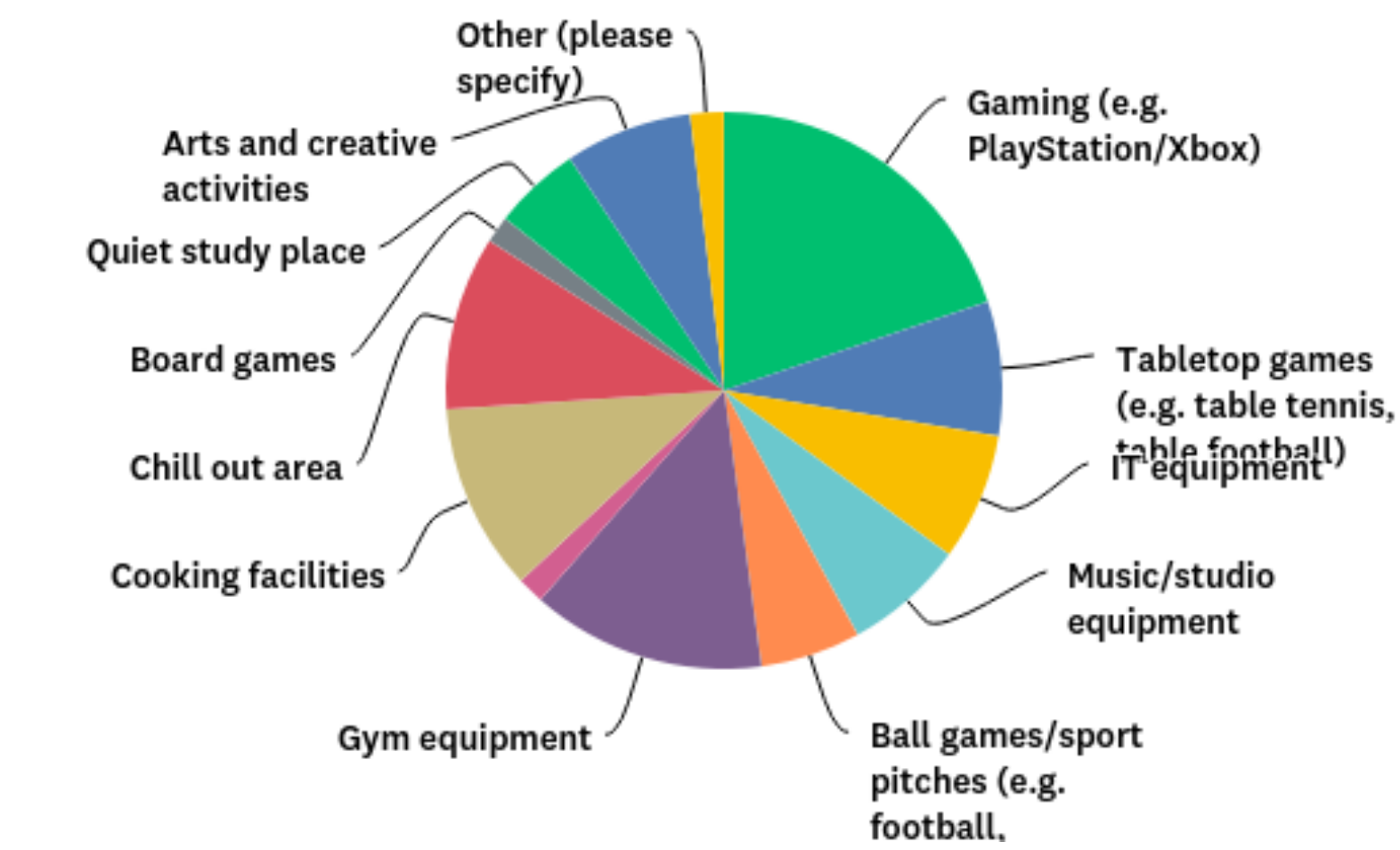


We wanted to know when young people wanted to see youth clubs delivered on Hayling Island.

The survey results showed no clear consensus on day or early / evening sessions.

ANSWER CHOICES	RESPONSES	
Monday straight from school (2.30pm)	20.25%	49
Monday early evening (6pm)	11.57%	28
Tuesday straight from school (2.30pm)	7.02%	17
Tuesday early evening (6pm)	8.68%	21
Wednesday straight from school (2.30pm)	11.98%	29
Wednesday early evening (6pm)	9.50%	23
Thursday straight from school (2.30pm)	7.02%	17
Thursday early evening (6pm)	3.72%	9
Friday straight from school (2.30pm)	10.74%	26
Friday early evening (6pm)	9.50%	23
TOTAL		242

Q11: What activities facilities and equipment would you like to see offered in our new youth hub?

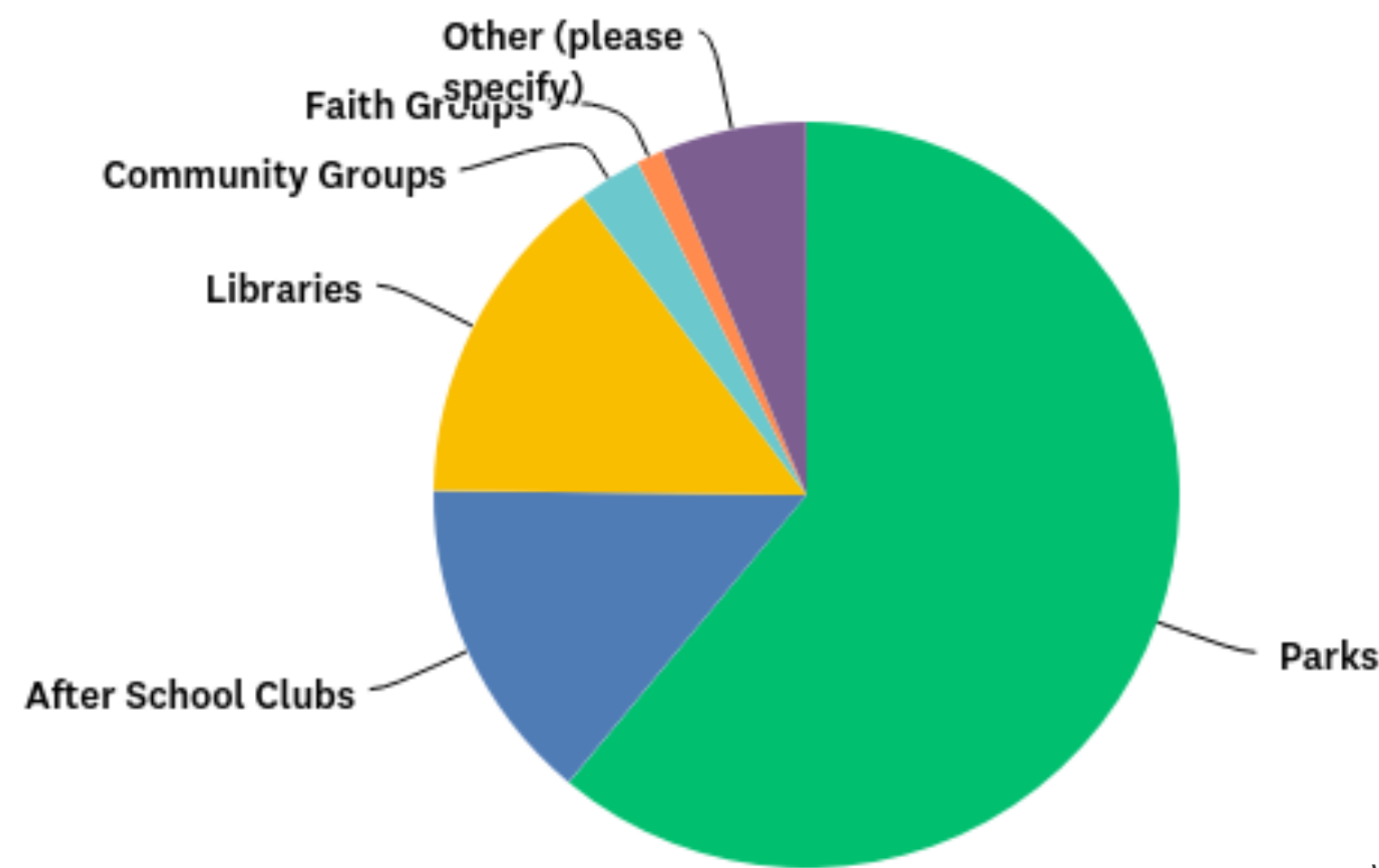


We wanted to know what activities and facilities young people would like to see offered in a youth project on Hayling Island

The survey results again showed no clear consensus, but gaming, cooking and Gym equipment were the top 3 choices.

ANSWER CHOICES	RESPONSES	
Gaming (e.g. PlayStation/Xbox)	19.84%	51
Tabletop games (e.g. table tennis, table football)	7.78%	20
IT equipment	7.39%	19
Music/studio equipment	7.00%	18
Ball games/sport pitches (e.g. football, basketball)	5.84%	15
Gym equipment	13.62%	35
Other fitness activities (e.g. Boxercise)	1.56%	4
Cooking facilities	10.89%	28
Chill out area	10.12%	26
Board games	1.56%	4
Quiet study place	5.06%	13
Arts and creative activities	7.39%	19
Other (please specify)	1.95%	5
TOTAL		257

Q12: Which of the following do you currently access in your local area?

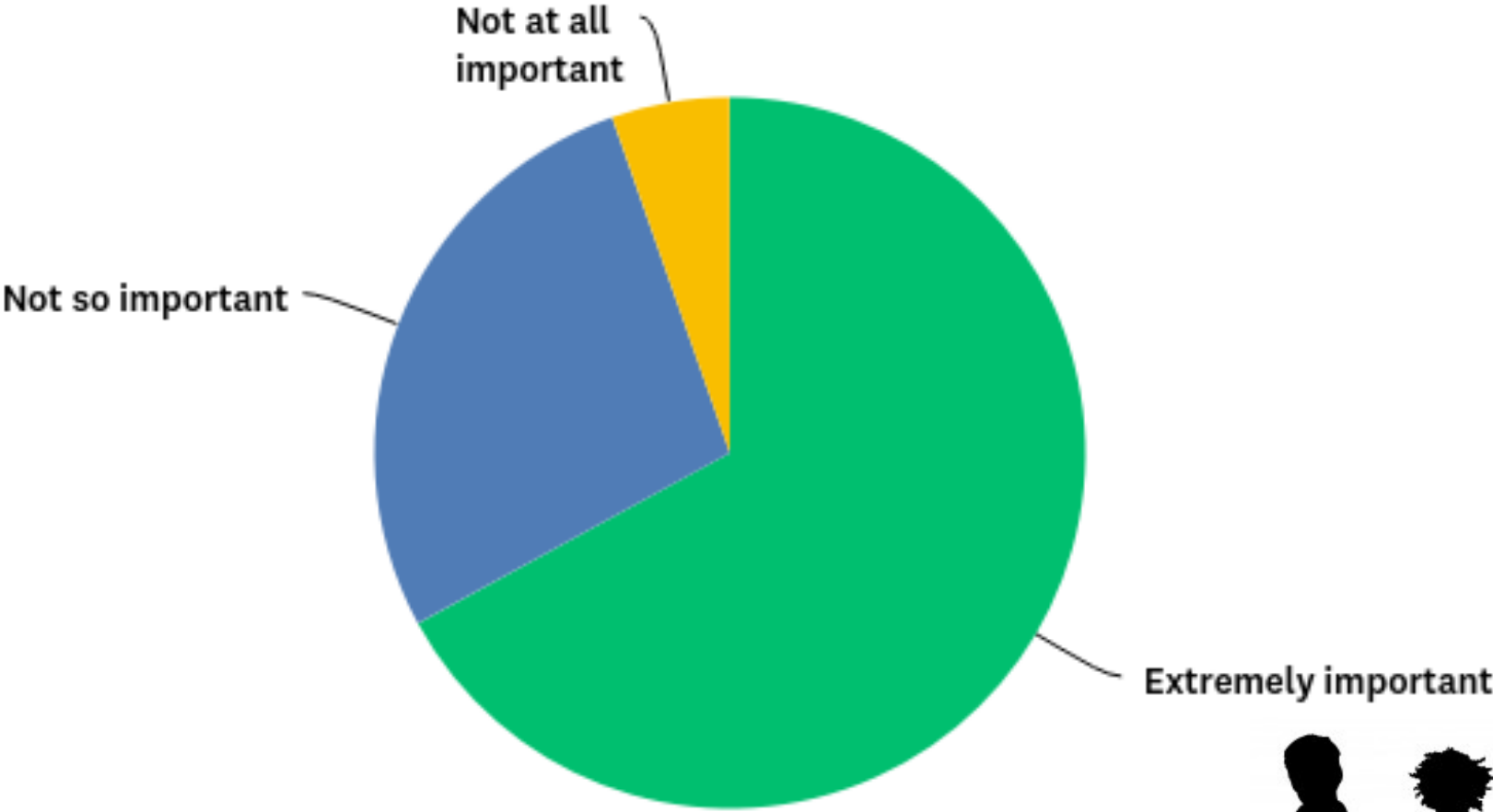


We wanted to know which spaces and facilities young people accessed on Hayling Island

The survey results showed us that the majority of young people 61% used parks, with after school clubs and libraries following.

ANSWER CHOICES	RESPONSES	
Parks	61.02%	155
After School Clubs	14.17%	36
Libraries	14.57%	37
Community Groups	2.76%	7
Faith Groups	1.18%	3
Other (please specify)	6.30%	16
TOTAL		254

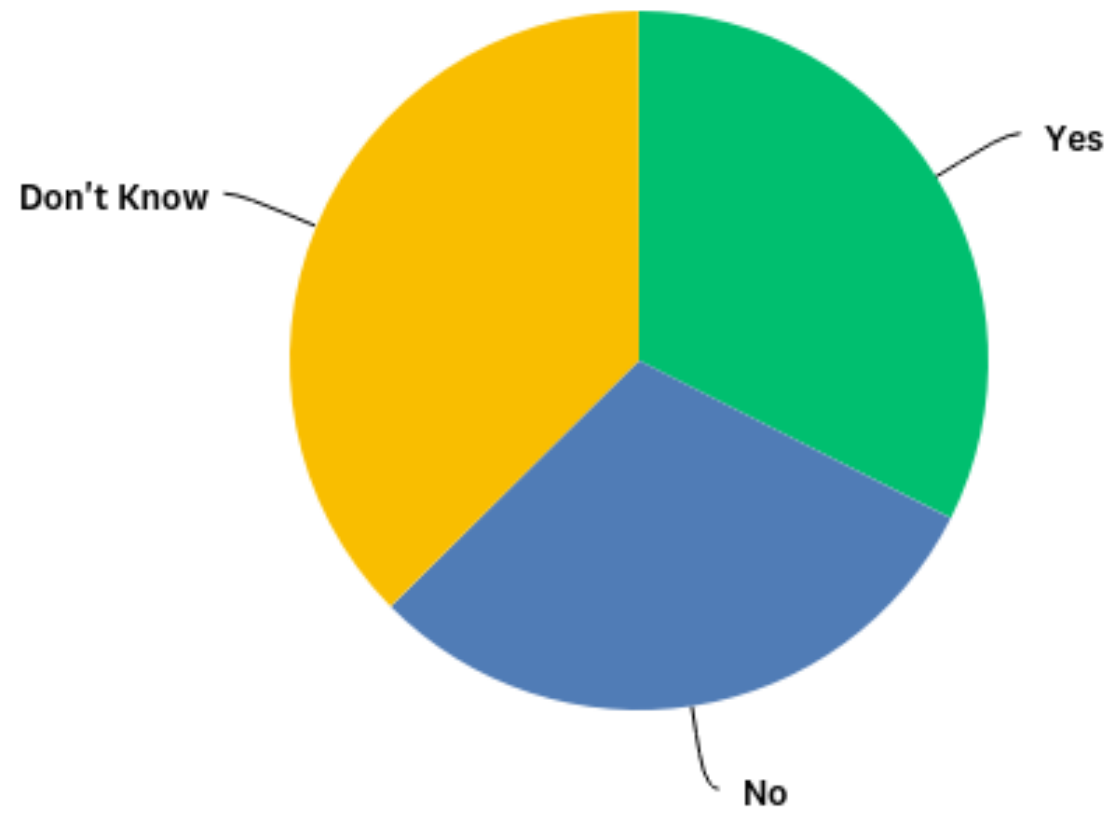
Q13: How important do you think it is that young people have a voice in how services are delivered on Hayling Island?



ANSWER CHOICES	RESPONSES	
Extremely important	67.05%	175
Not so important	27.59%	72
Not at all important	5.36%	14
TOTAL		261

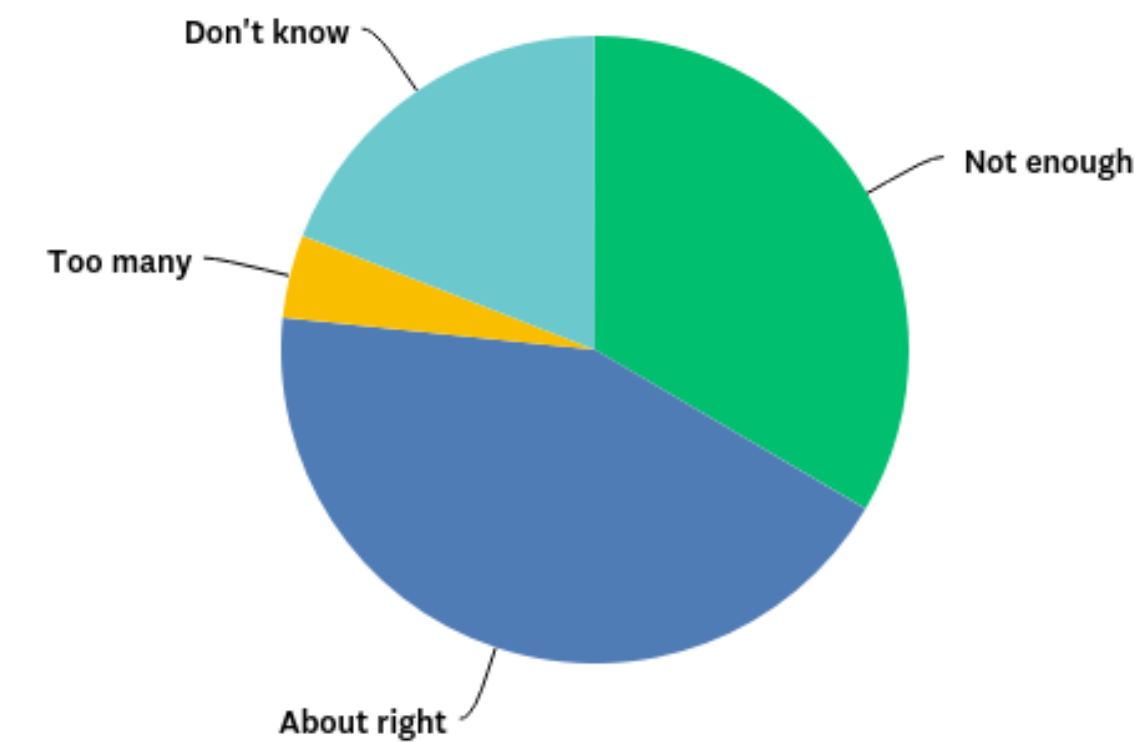


Q14: Would you like to be involved in deciding which activities are funded on Hayling Island?



ANSWER CHOICES	RESPONSES	
Yes	32.44%	85
No	30.15%	79
Don't Know	37.40%	98
TOTAL		262

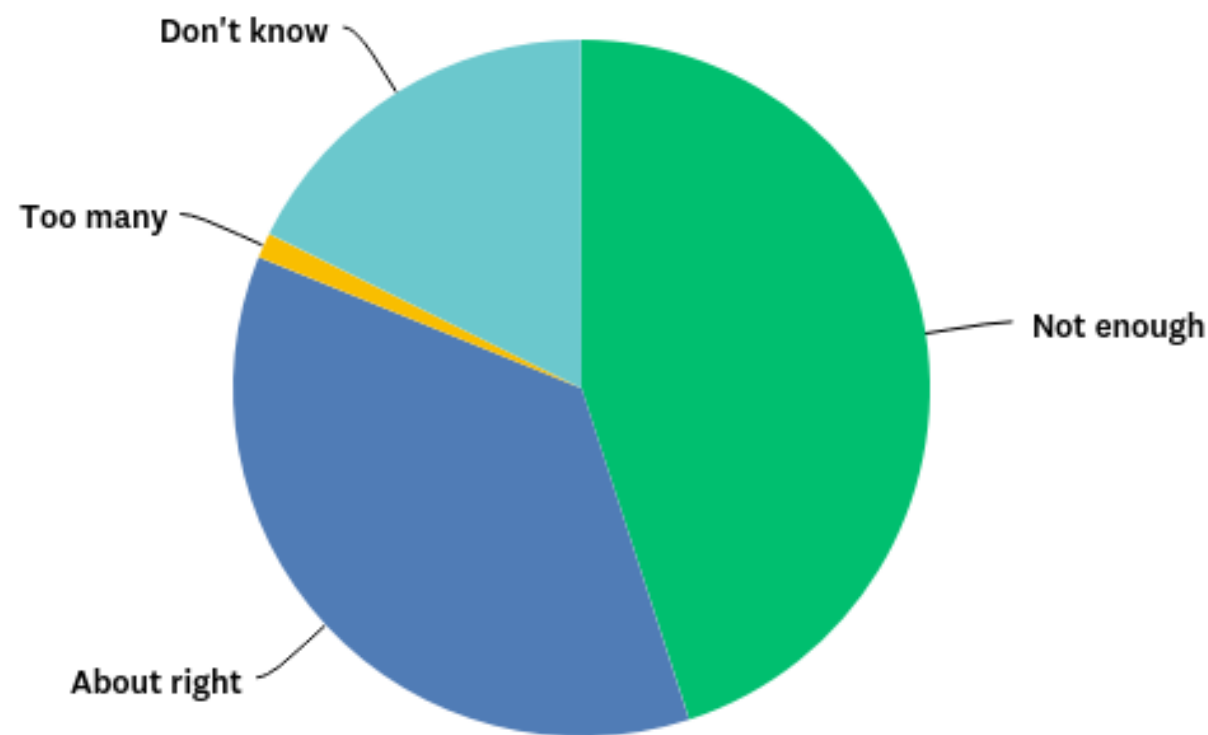
Q15: Do you think there are enough sport activities for young people on Hayling Island?



WHAT DO YOU DO IN YOUR SPARE TIME?

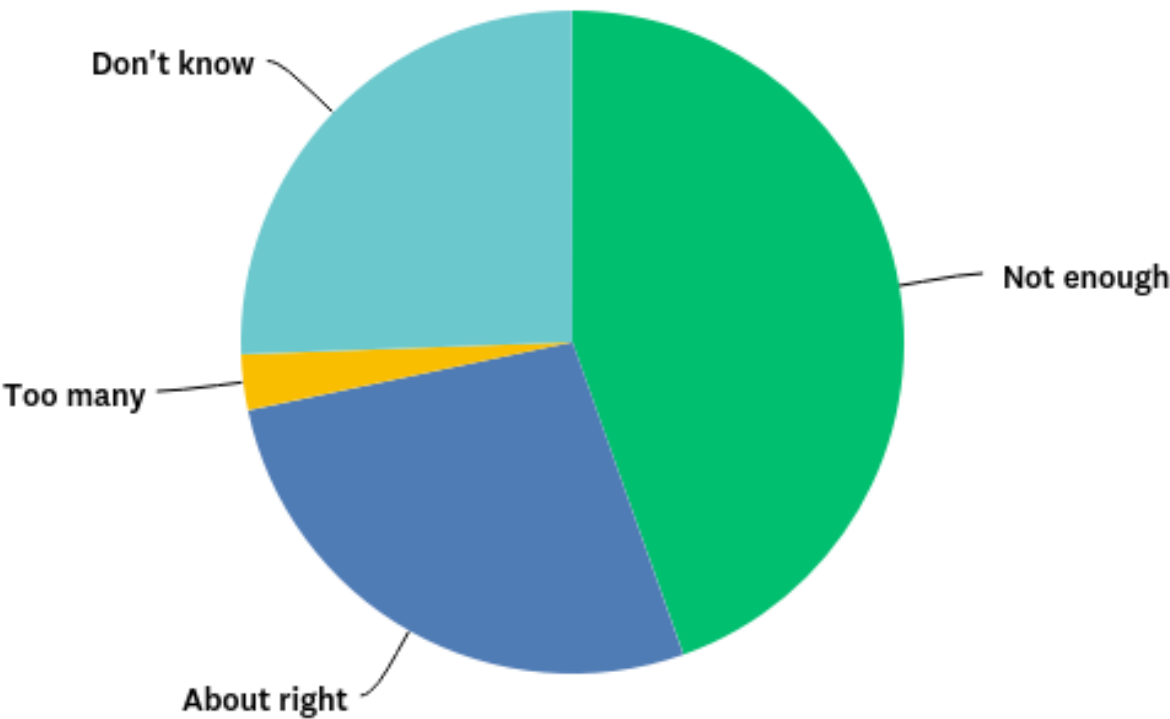
ANSWER CHOICES	RESPONSES	
Not enough	33.46%	86
About right	43.19%	111
Too many	4.28%	11
Don't know	19.07%	49
TOTAL		257

Q16: Do you think there are enough fitness facilities for young people on Hayling Island?



ANSWER CHOICES	RESPONSES	
Not enough	45.00%	117
About right	36.15%	94
Too many	1.15%	3
Don't know	17.69%	46
TOTAL		260

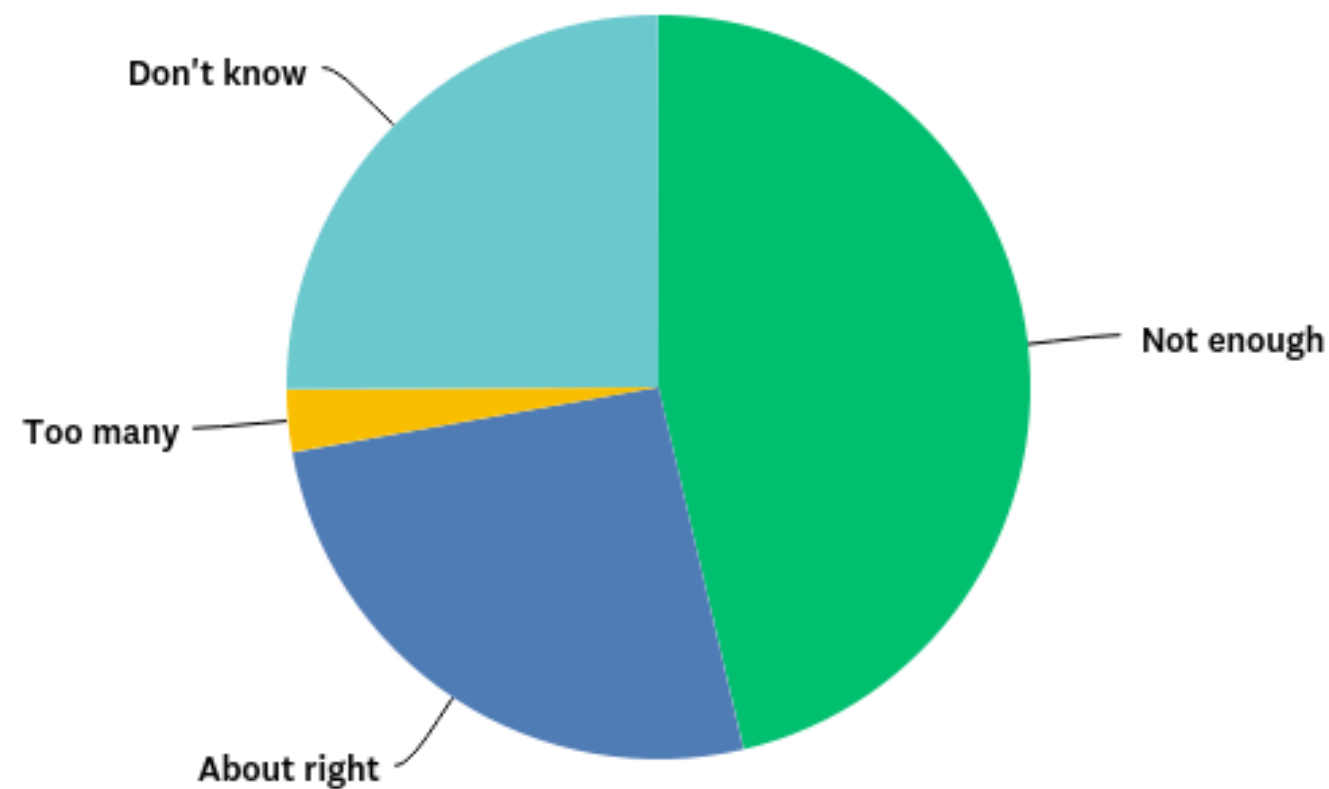
Q17: Do you think there are enough Wellbeing activities (e.g. mindfulness / Support with stress) for young people on Hayling Island?



“PLACES TO JUST SIT AND TALK”

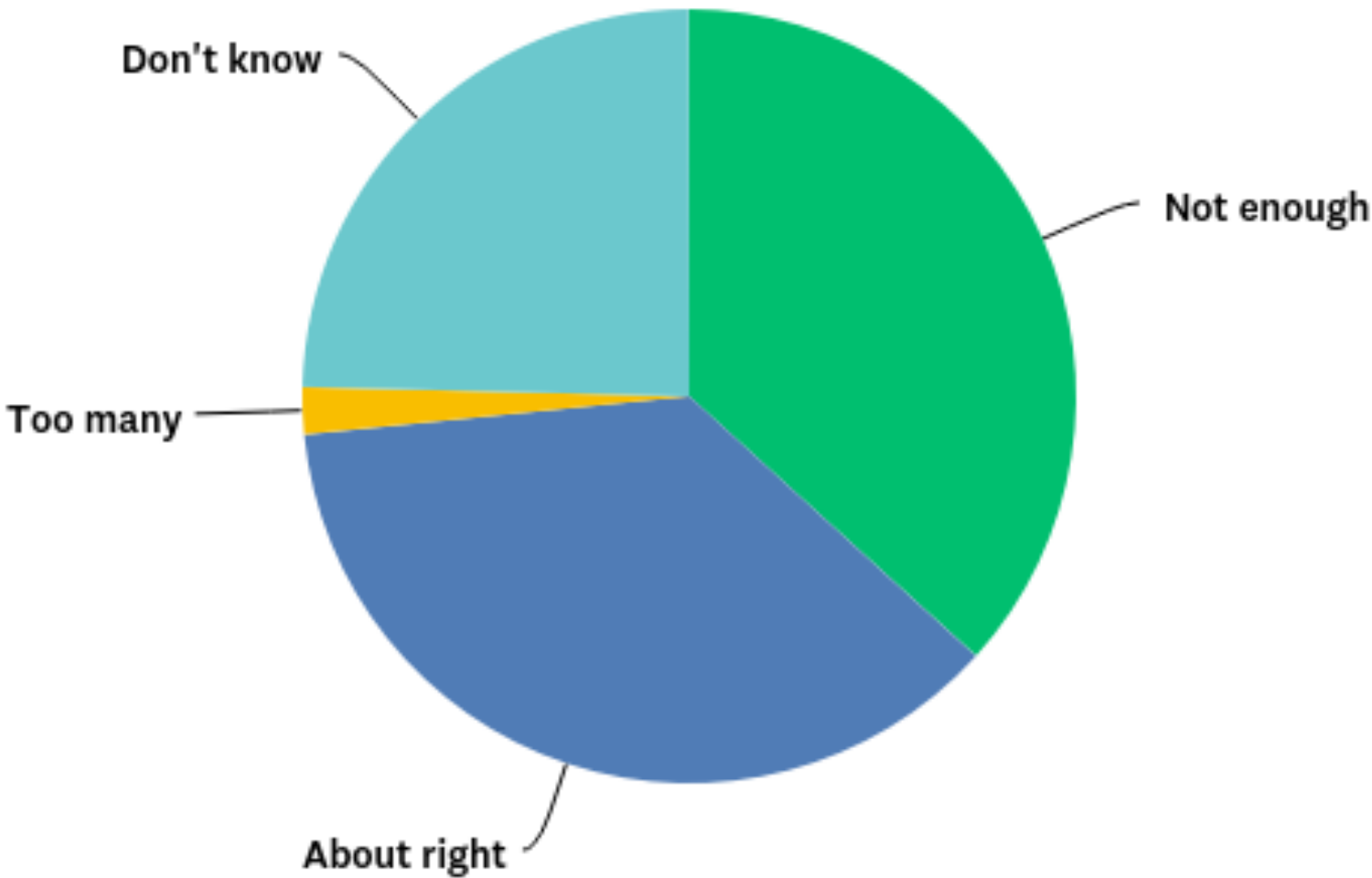
ANSWER CHOICES	RESPONSES	
Not enough	44.57%	115
About right	27.13%	70
Too many	2.71%	7
Don't know	25.58%	66
TOTAL		258

Q18: Do you think there are enough Arts and media projects (e.g. music, design) for young people on Hayling Island?



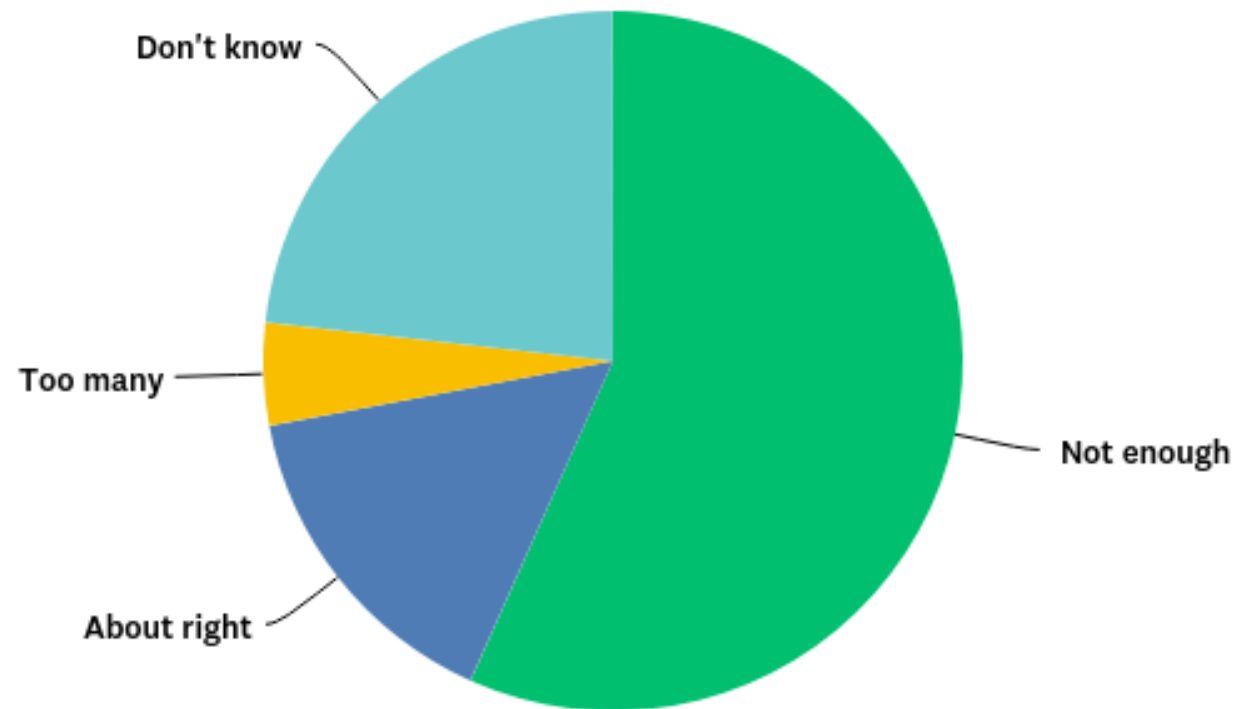
ANSWER CHOICES	RESPONSES	
Not enough	46.33%	120
About right	25.87%	67
Too many	2.70%	7
Don't know	25.10%	65
TOTAL		259

Q19: Do you think there are enough Creative activities (e.g. dance, drama) for young people on Hayling Island?



ANSWER CHOICES	RESPONSES	
Not enough	36.72%	94
About right	36.72%	94
Too many	1.95%	5
Don't know	24.61%	63
TOTAL		256

Q20: Do you think there are enough Life skill (e.g. cooking, finance) projects for young people on Hayling Island?

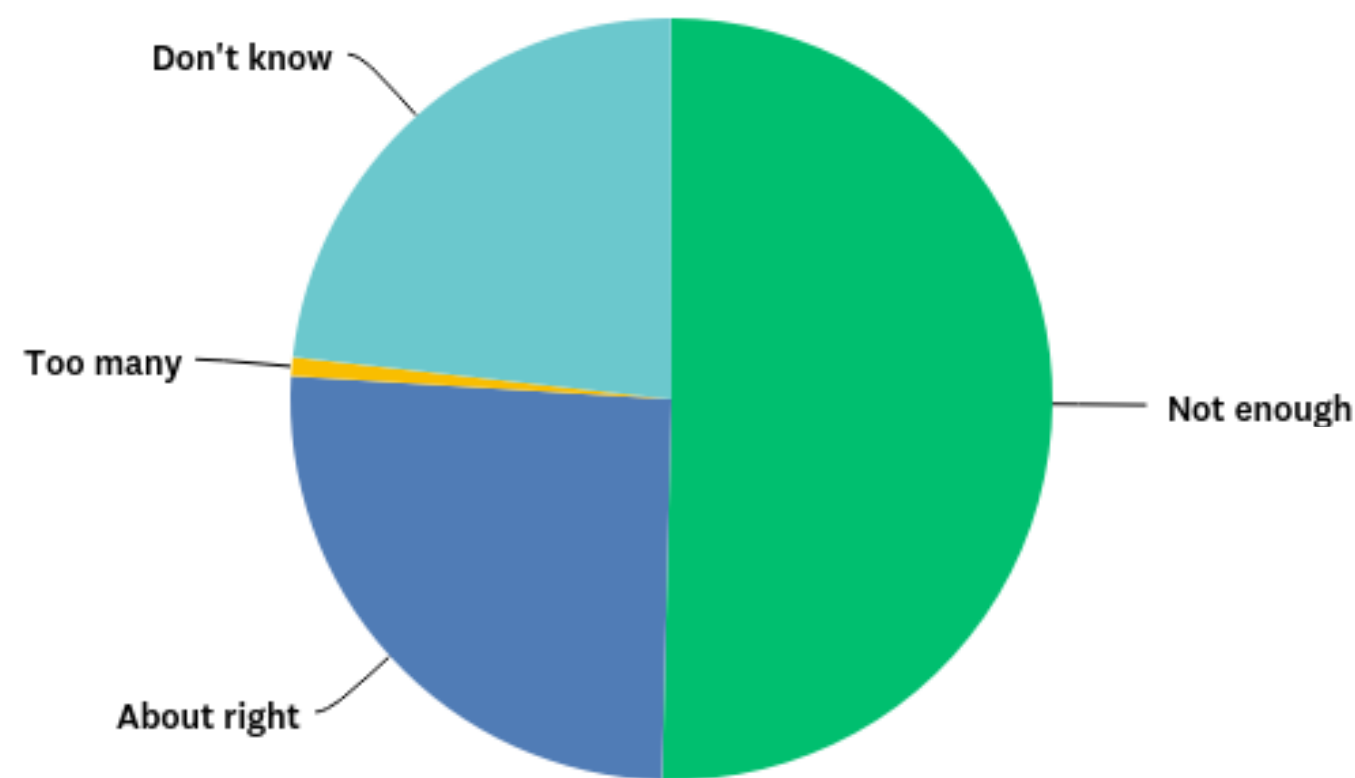


**“LIFE COACH - I
WOULD GO”**

WHAT OTHER OTHER FACILITIES / ACTIVITIES
WOULD YOU LIKE TO SEE... ?

ANSWER CHOICES	RESPONSES	
Not enough	56.69%	144
About right	15.35%	39
Too many	4.72%	12
Don't know	23.23%	59
TOTAL		254

Q21: Do you think there is enough Employment and career guidance for young people on Hayling Island?



Q22: What other activities / facilities would you like to see more on Hayling Island? (Free Text Question)

**“FITNESS AREA FOR YOUNG
PEOPLE WHO STRUGGLE TO
AFFORD MEMBERSHIP”**

“NETBALL CLUB”

**“CHILL OUT
AREAS”**

“COOKING FOR 13 PLUS”

**“MORE MENTAL HEALTH
SUPPORT”**

**“MORE LITTER PICKING
AND SAVING THE
PLANET”**

Q23: What do you do in your spare time? (Free Text Question)

**“WATCH TV OR SWIM
WITH FRIENDS”**

“EAT AND SLEEP”

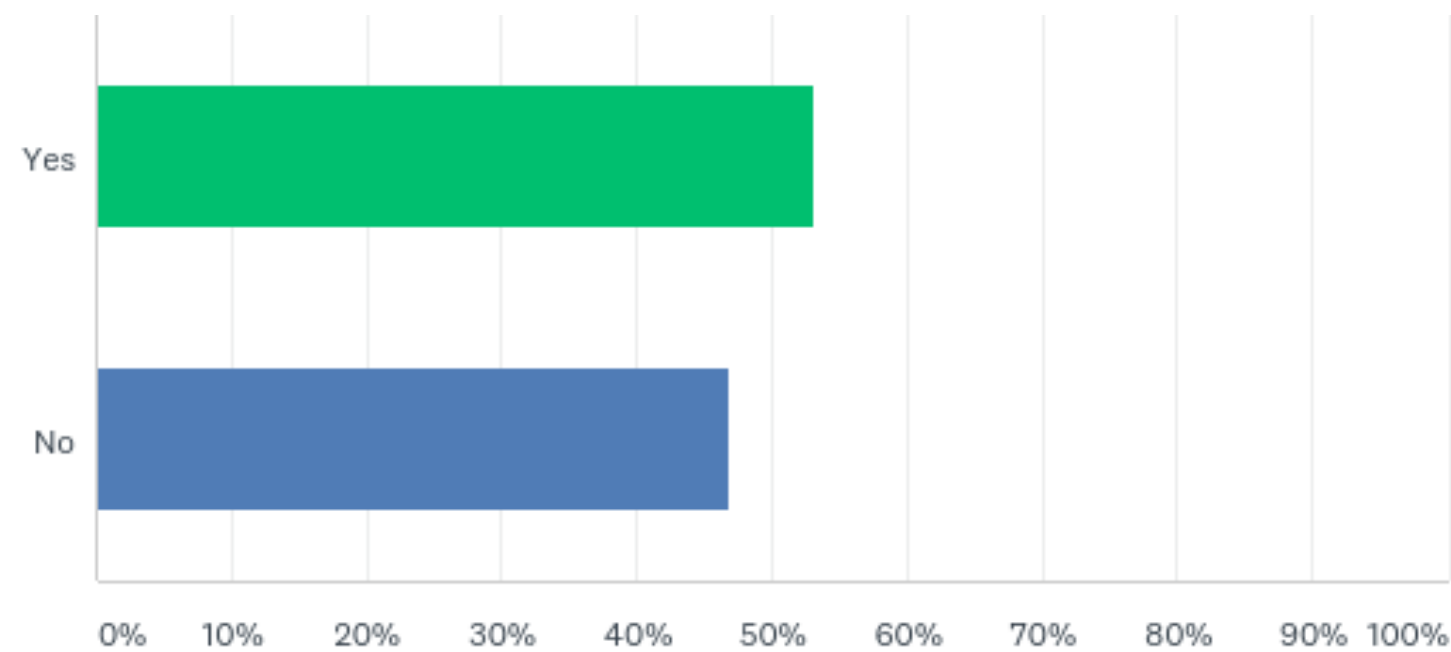
“PHONE, FACETIME”

“HOMEWORK”

**“PLAY GAMES AT HOME
AND NOT SOCIALISE”**

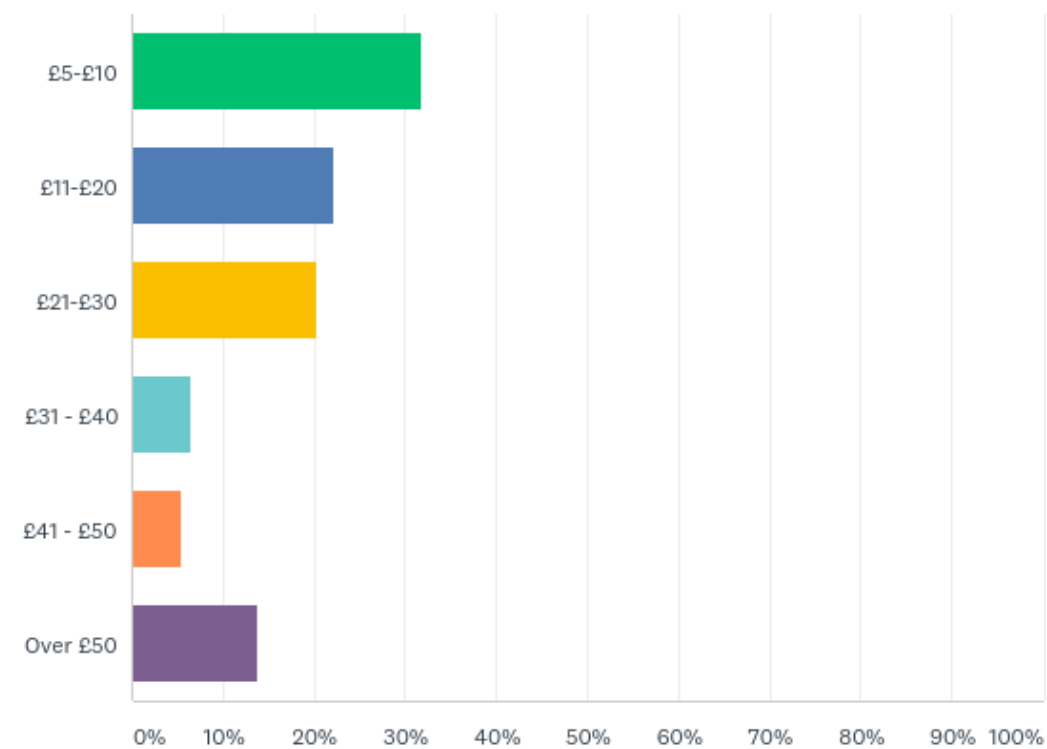
**“TO BE HONEST NOTHING OR
WATCH NETFLIX”**

Q24: Do you or your family pay for you to travel off Haying Island to clubs and activities?



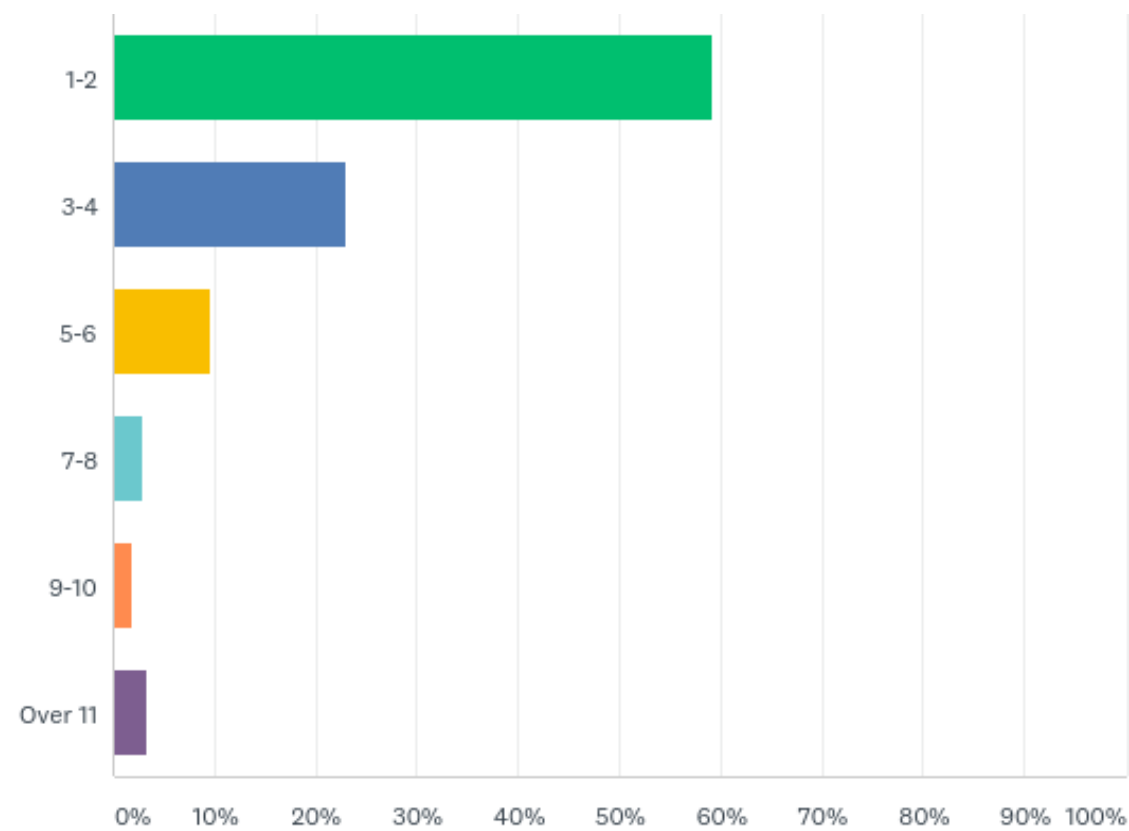
ANSWER CHOICES	RESPONSES	
Yes	53.10%	120
No	46.90%	106
TOTAL		226

Q25: If you go off the Island for activities. How much do you pay for travel a month?



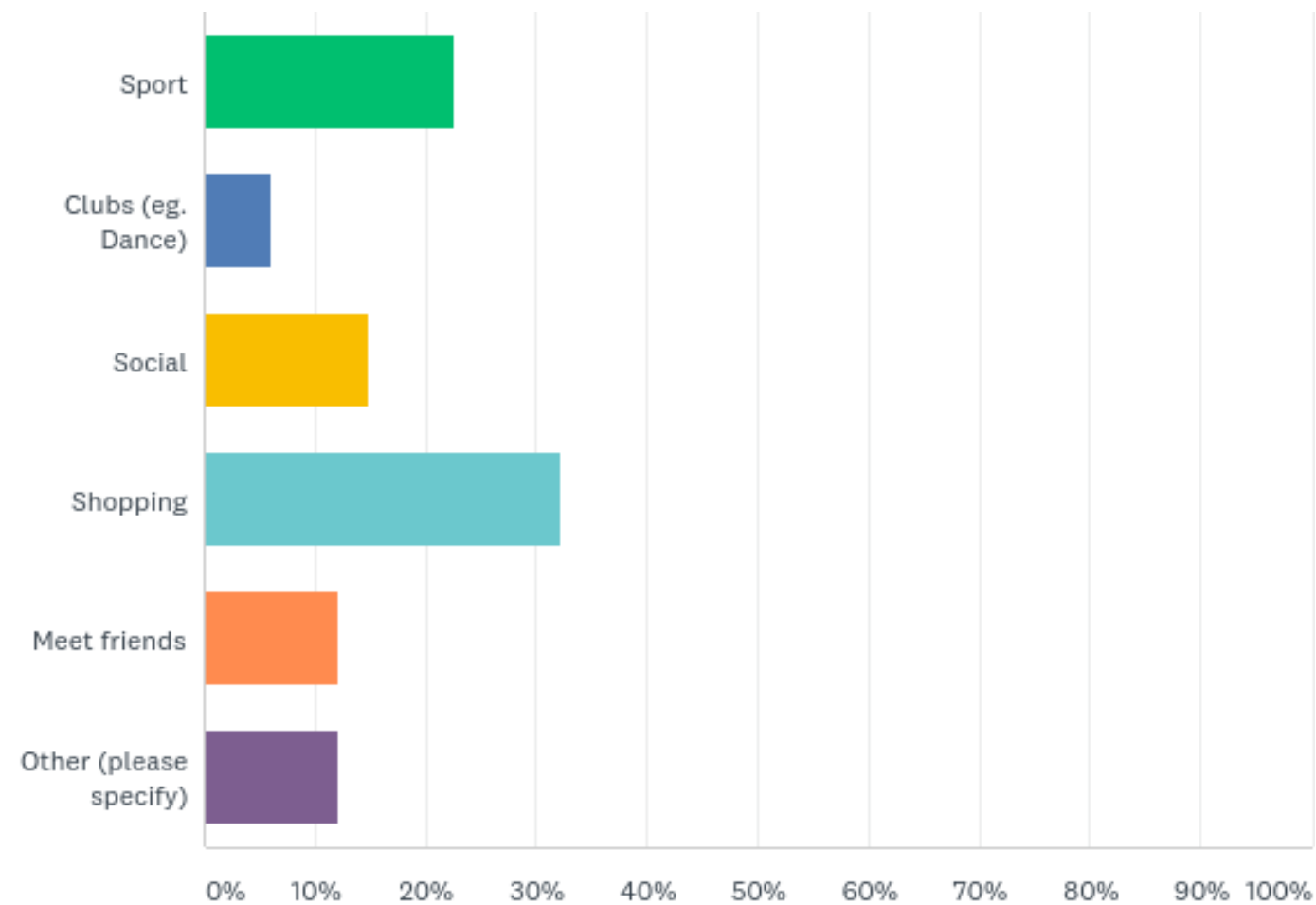
ANSWER CHOICES	RESPONSES	
£5-£10	31.74%	53
£11-£20	22.16%	37
£21-£30	20.36%	34
£31 - £40	6.59%	11
£41 - £50	5.39%	9
Over £50	13.77%	23
TOTAL		167

Q26: How many times do you go off the island for activities per week?



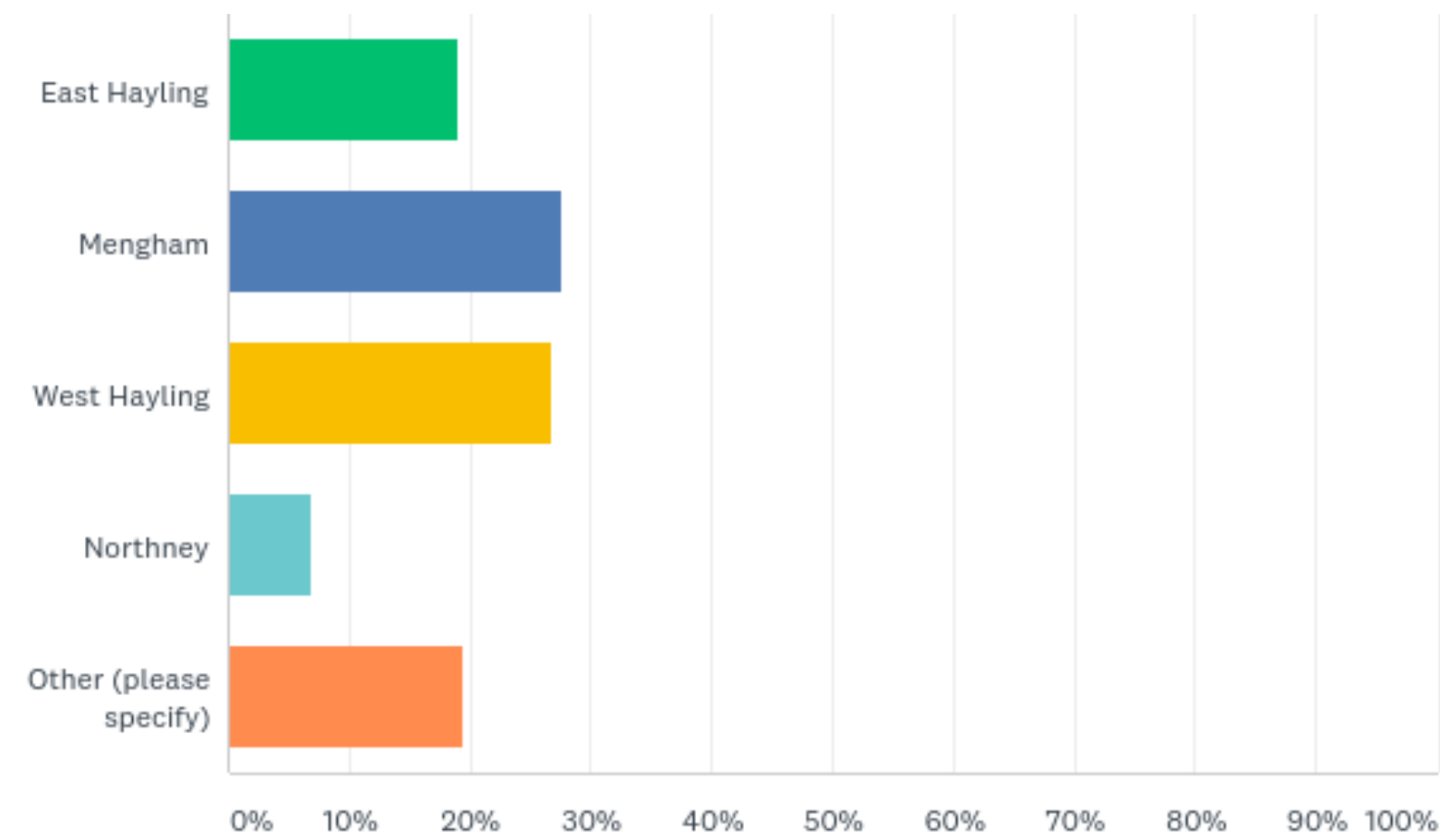
ANSWER CHOICES	RESPONSES	
1-2	59.13%	123
3-4	23.08%	48
5-6	9.62%	20
7-8	2.88%	6
9-10	1.92%	4
Over 11	3.37%	7
TOTAL		208

Q27: What is your reason for travelling off Hayling Island?



ANSWER CHOICES	RESPONSES	
Sport	22.61%	52
Clubs (eg. Dance)	6.09%	14
Social	14.78%	34
Shopping	32.17%	74
Meet friends	12.17%	28
Other (please specify)	12.17%	28
TOTAL		230

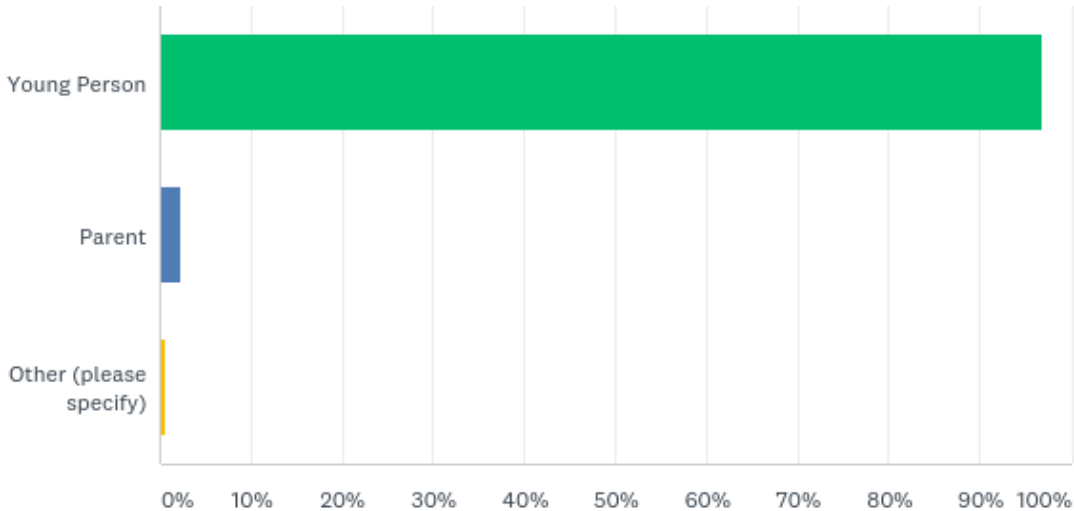
Q28: Where do you live?



ANSWER CHOICES	RESPONSES	
East Hayling	19.05%	44
Mengham	27.71%	64
West Hayling	26.84%	62
Northney	6.93%	16
Other (please specify)	19.48%	45
TOTAL		231

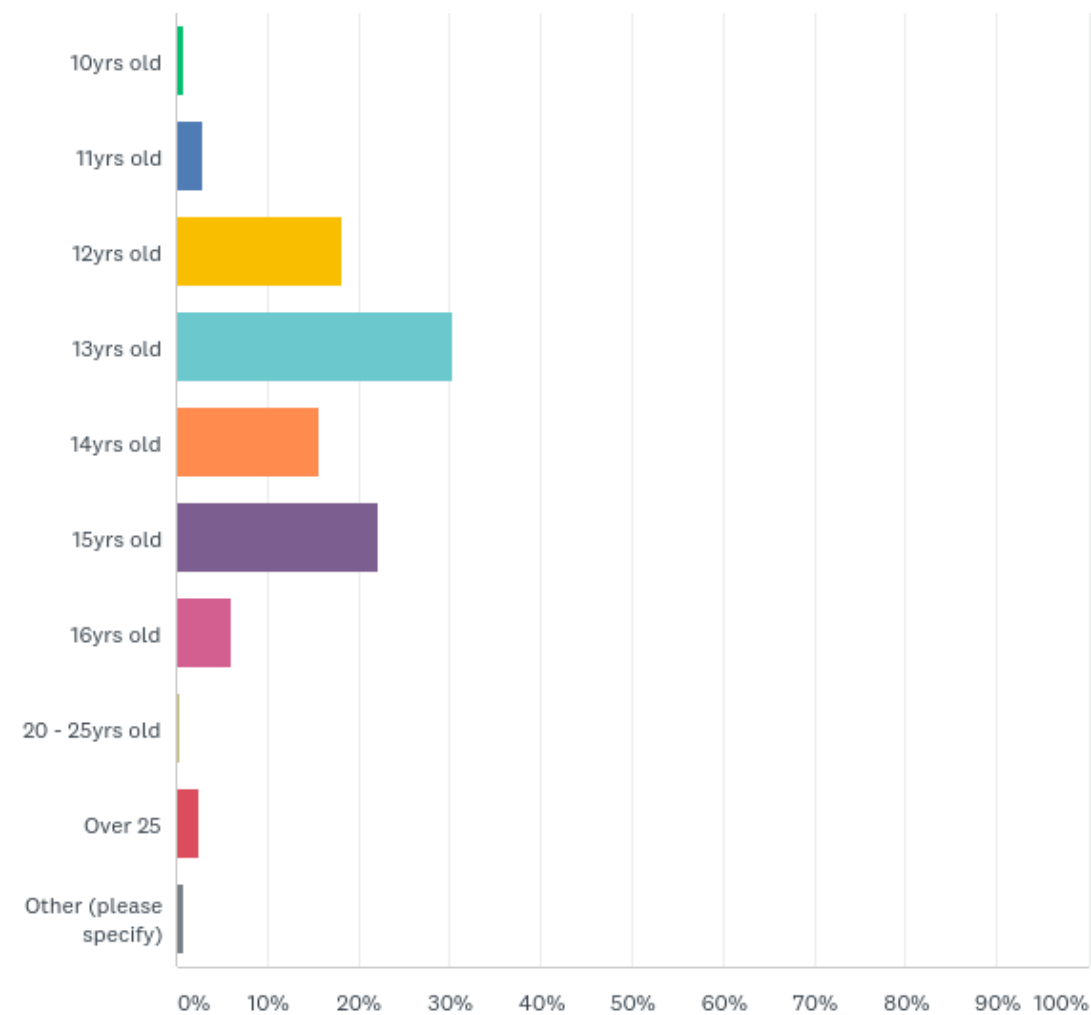
20 of those who submitted free text responses stated Hayling or South Hayling as the place that they lived.

Q29: Are you filling this survey in as a?



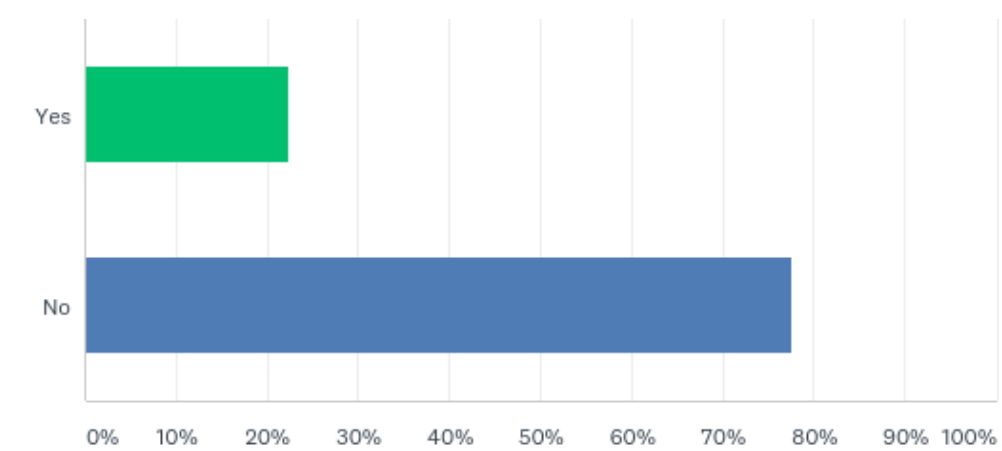
ANSWER CHOICES	RESPONSES	
Young Person	96.92%	283
Parent	2.40%	7
Other (please specify)	0.68%	2
TOTAL		292

Q30: What age group do you belong to?



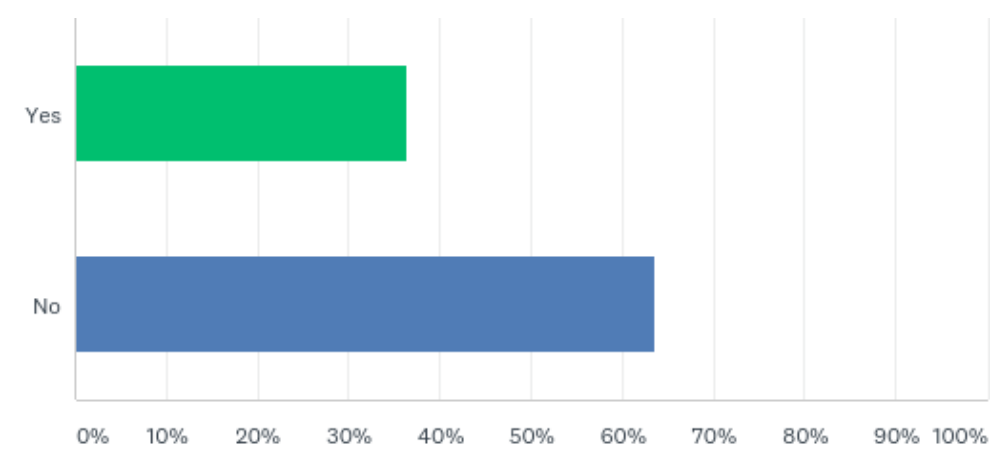
ANSWER CHOICES	RESPONSES	
10yrs old	0.81%	2
11yrs old	2.83%	7
12yrs old	18.22%	45
13yrs old	30.36%	75
14yrs old	15.79%	39
15yrs old	22.27%	55
16yrs old	6.07%	15
20 - 25yrs old	0.40%	1
Over 25	2.43%	6
Other (please specify)	0.81%	2
TOTAL		247

Q31: Would you be interested in attending a junior youth club - ages 10 to 13?



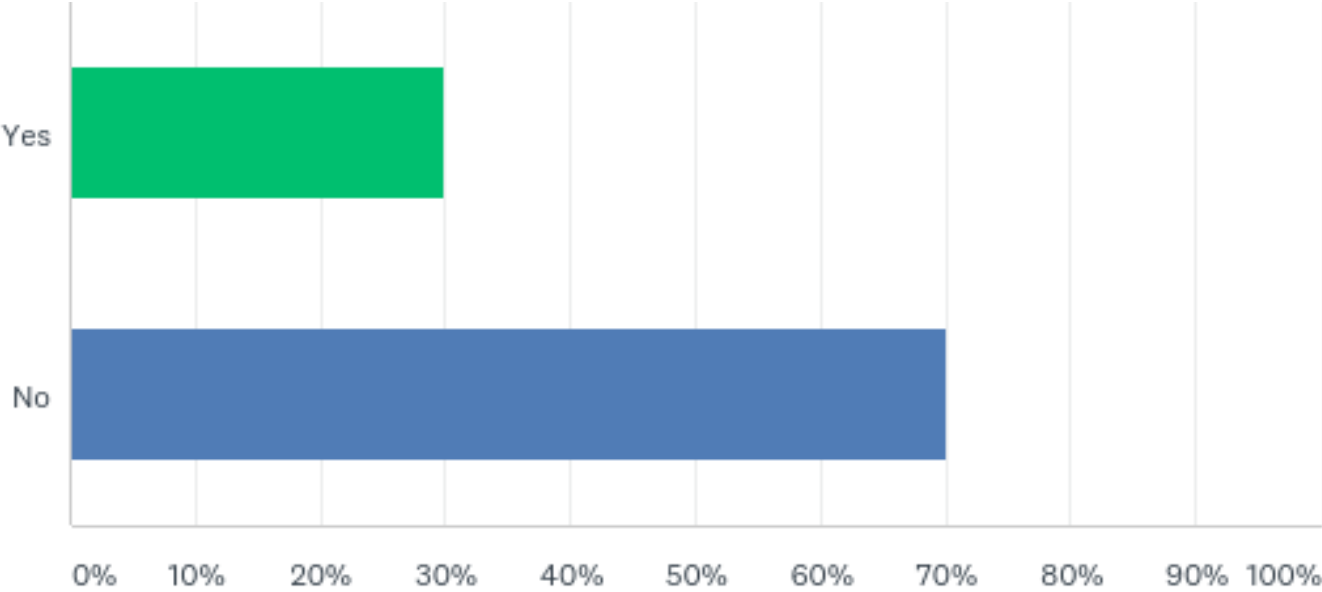
ANSWER CHOICES	RESPONSES	
Yes	22.36%	53
No	77.64%	184
TOTAL	237	

Q32: Would you be interested in attending a senior youth club - ages 11 to 17?



ANSWER CHOICES	RESPONSES	
Yes	36.40%	87
No	63.60%	152
TOTAL	239	

Q34: Would you like to take part in a prize draw for young people that submit completed wave questionnaires?



ANSWER CHOICES	RESPONSES	
Yes	29.84%	94
No	70.16%	221
TOTAL	315	



Key Findings

The purpose of this research was to see what young people's views on what support and facilities that they have and what they would like to see in the future.

This survey coincided with COVID, so circumstances prevented elements of the planned research. However from a sample of 317 young people identified some clear trends.

- DRUGS, BULLYING AND MENTAL HEALTH WERE IDENTIFIED AS THE 3 MAIN ISSUES FACING YOUNG PEOPLE ON HAYLING ISLAND
- 61% OF YOUNG PEOPLE SURVEYED STATED THAT THEY USED PARKS AS AN AMENITY. WITH LIBRARIES IDENTIFIED BY 14.57% AS A RESOURCE THAT THEY USED.
- YOUNG PEOPLE FELT THAT A SAFE SPACE SHOULD BE WELCOMING, WARM AND SOMEWHERE YOUNG PEOPLE COULD GET A HOT DRINK
- 77% OF YOUNG PEOPLE SURVEYED GOT SUPPORT FROM FRIENDS AND FAMILY
- 67% OF YOUNG PEOPLE SURVEYED FELT THAT IT WAS EXTREMELY IMPORTANT THAT YOUNG PEOPLE HAD A VOICE IN HOW SERVICES ARE DELIVERED ON HAYLING ISLAND

Conclusions & Next Steps

It was unfortunate that the COVID lockdown coincided within the timeframe of the survey as a smaller number of responses were able to be analysed than had been hoped for. However, what was evidenced in the responses with regards to youth work and youth workers falls into two potential areas

1. Requesting support at home rather than in other venues, could be linked to young people not fully understanding the role of a youth worker and the opportunities to meet in other venues. Young people may not be aware of the peripatetic nature of youth work
2. Young people had little or no experience of what a youth club offers. This may be due to the lack of youth clubs on the Island for a number of years. When the County Council had a youth work offer on Hayling Island it consisted of a youth centre, a full time youth worker and a large team of part time staff. At that time there was a range of youth work going on and young people understood what a youth work offer looked like.

Actions to support young people's understanding of the offer available to them by the Wave initiative could involve the following next steps:

A taster opportunity for young people within Hayling school and or other venues

Promotional video focussing on the WAVE Offer

Social media Campaign describing youth work and what a youth worker does



Conclusions & Next Steps

In planning youth work provision, organisations and adults fall into the trap of setting something up without asking or listening to young people.

With this survey the Wave project has set it's stall out and has the answers from young people. There is an exciting opportunity to deliver a youth work offer to young people on Hayling Island that is distinct and meets the needs of Hayling Young people.

Youth work does not just mean youth clubs and an offer on Hayling could look different and more flexible based on the of the research.

Andy Kennedy,Y Services

